

SPATULA





# CERAMIC WALL TILE

## COLORS

### OPACHI - MATTE



Bianco Opachi



Bianco Gesso




Bleu Baltico




Bone



Grigio Arenaria



Grigio Calce




Grigio Cemento



Grigio Salvia



Indaco



Lime



Mattone



Nero



Rosa Glicine



Terracotta



Verde Agave



Cotto Cerato


### LUCIDI - GLOSSY




Bianco



Bianco Maiolica



Sabbia



Nero

### METALLI - METALLIC



Corten



Rame



Argento Antico



# SPATULA

COLOR	4" x 8"	2" x 8"	8" x 8"	4" x 4"	2" x 2"
Bianco Opachi	●	●	●	●	●
Bianco Gesso	●				
Bleu Baltico	●				
Bone	●				
Grigio Arenaria	●				
Grigio Calce	●				
Grigio Cemento	●				
Grigio Salvia	●				
Indaco	●				
Lime	●				
Mattone	●				
Nero Opachi	●	●	●	●	●
Rosa Glicine	●				
Terracotta	●	●	●		
Verde Agave	●				
Cotto Cerato	●				
Bianco Lucidi	●	●	●	●	●
Bianco Maiolica	●				
Nero Lucidi	●	●	●	●	●
Sabbia	●				
Argento Antico	●	●	●	●	●
Corten	●	●	●	●	●
Rame	●	●	●	●	●

## FINISH

MATTE WALL TILE  
GLOSSY WALL TILE  
METALLIC WALL TILE

## THICKNESS

10 mm

## TRIM

0.4" x 8" Quartino

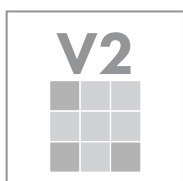
## INSTALLATION & MAINTENANCE

Recommended Grout Size - 3/16"

For regular cleaning, use a neutral liquid detergent with a soft sponge or microfiber cloth. Persistent stains can be removed with a slightly abrasive sponge; if necessary, use a specially formulated stain remover.

It is recommended for raw body terracotta (Cotto Cerato) to be sealed with penetrative sealer. Follow sealer manufacturer instructions.

## TECHNICAL DATA



WATER  
ABSORPTION  
**> 10%**  
ISO 10545-3

CHEMICAL  
RESISTANCE  
Gloss/Matte/Metallic  
**GA/GLB/GLC**  
ISO 10545-13



