


**COLORS**




Platinum White




Weathered Beige



Industrial Gray

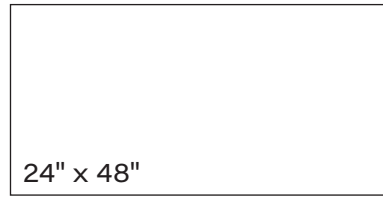


Rusted Brown



Black Nickel

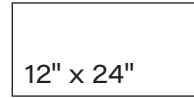
**AVAILABLE SIZES**



24" x 48"



8" x 48"



12" x 24"



2" x 3"  
Modern Weave  
Platinum White




2" x 3"  
Modern Weave  
Weathered Beige



2" x 3"  
Modern Weave  
Industrial Gray



2" x 3"  
Modern Weave  
Rusted Brown



2" x 3"  
Modern Weave  
Black Nickel

**FINISH**

MATTE RECTIFIED

**THICKNESS**

9.5 mm

**TRIM**

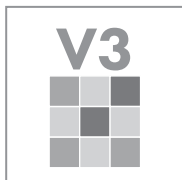
- 3" x 24" Bullnose
- 6" x 12" Cove Base
- 1" x 6" Cove Base Outcorner

**INSTALLATION & MAINTENANCE**

Recommended Grout Size - 1/8"

For regular cleaning, use a neutral liquid detergent with a soft sponge or microfiber cloth. Persistent stains can be removed with a slightly abrasive sponge; if necessary, use a specially formulated stain remover.

**TECHNICAL DATA**



|                            |
|----------------------------|
| D.C.O.F.<br>WET (INTERIOR) |
| <b>≥ 0.42</b>              |
| ANSI A137.1                |

|                            |
|----------------------------|
| D.C.O.F.<br>WET (EXTERIOR) |
| <b>≥ 0.60</b>              |
| ANSI A137.1                |

|                     |
|---------------------|
| WATER<br>ABSORPTION |
| <b>&lt; 0.5%</b>    |
| ASTM C373           |

|                        |
|------------------------|
| CHEMICAL<br>RESISTANCE |
| <b>RESISTANT</b>       |
| ASTM C650              |

|                      |
|----------------------|
| BREAKING<br>STRENGTH |
| <b>&gt; 275 LBS</b>  |
| ASTM C648            |

|                     |
|---------------------|
| SCRATCH<br>HARDNESS |
| <b>8.0</b>          |
| MOHS                |



RECOUPE

