


COLORS




Perla



Chocolate



Delorian Grey



Black

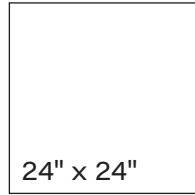


Crema

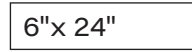


Ocean Storm

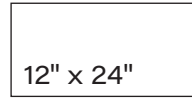
AVAILABLE SIZES




24" x 24"




6" x 24"




12" x 24"



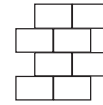
3" x 3"
Mosaic




1" x 1"
Diamond Mosaic




1" x 12"
Line Mosaic



3" x 6"
Brick Mosaic



1" x 2"
Herringbone
Mosaic



1" x 2"
Brick Mosaic

FINISH

MATTE RECTIFIED
POLISHED RECTIFIED

THICKNESS

3/8"

TRIM

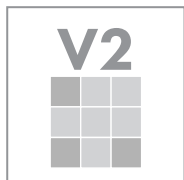
3" x 12" Bullnose
3" x 12" Double Bullnose (Left or Right)
6" x 12" Cove Base
1" x 6" Cove Corner (In or Out)
12" x 12" Stairtread

INSTALLATION & MAINTENANCE

Recommended Grout Size - 1/8"

For regular cleaning, use a neutral liquid detergent with a soft sponge or microfiber cloth. Persistent stains can be removed with a slightly abrasive sponge; if necessary, use a specially formulated stain remover.

TECHNICAL DATA



D.C.O.F.
(MATTE)

≥ 0.42

ANSI A 137.1

WATER
ABSORPTION

≤ 0.1%

ASTM C373

CHEMICAL
RESISTANCE

CLASS A

ASTM C650

FROST
RESISTANCE

RESISTANT

ASTM C1026

BREAKING
STRENGTH

≥ 500 LBF

ASTM C648

DEEP
ABRASION

< 150 mm³

ASTM C1243

GRANULA

