



THE EVOLUTION OF OUTDOOR SURFACES

TRAVERSE





Specialty Tile Products is the leading tile distributor in the Southeast United States. At the heart of STP are fun, stylish and committed people. We are an eclectic bunch of former installers, former manufacturer reps and designers. We are industry experts, we love what we do, and we value our relationships.

STP is committed that each and every interaction with our clients leaves them with something of value, and we do that in a number of ways - we facilitate educational services, we offer services specific to design professionals, and we provide thorough technical support. STP thrives in partnership with our clients.

BENEFITS OF PORCELAIN FOR EXTERIOR APPLICATIONS



Why spend time and money maintaining natural stone or concrete slabs and paving that will weather and become dirty again year after year? Porcelain makes it effortless to maintain outdoor spaces of all kinds. Whether you require garden paving, balcony and flat roof terrace options, elevated floors or large commercial solutions, porcelain is the ideal choice. Porcelain is a revolutionary anti-slip alternative to stone & concrete paving that is hard-wearing, non-porous, and never needs sealing. Outdoor porcelain offers you a market-leading hard landscaping solution for both residential and commercial projects.

The latest technological advances in porcelain manufacturing techniques have enabled production of tiles that are virtually indistinguishable from high quality natural products with a broad range of designer colors and sizes. Natural stone, with its high porosity, traps dirt & moisture into its surface easily. Porcelain has a porosity level below 0.05%. No sealer is ever required, and it does not stain, inhibits mold & mildew growth, resists salt corrosion and is impervious to freeze thaw cycles.

Porcelain, until very recently, was only produced in a relatively thin profile - around 9-12 mm thick. This meant that it had to be installed onto an adhesive or mortar/cement base depending on application type. New technology has produced porcelain tiles that are 2 cm thick, giving them the structural integrity to be used as a paving slab. Porcelain can now be dry installed in a sand set application or supported by pedestals, giving way to a vast range of new applications.

NO

Maintenance

**STAIN AND
CHEMICAL**

Resistant

**SCRATCH
RESISTANCE**

Resistant

**FADE
RESISTANCE**

Resistant

**SALT
CORROSION**

Resistant

**SLIP
RESISTANCE**

Resistant

**MOLD AND
MILDEW**

Resistant

**FROST PROOF
THERMAL SHOCK
RESISTANCE**

(-5400 - 1400)



CONCRETE SPALLING

Concrete spalling can occur during cold and thaw seasons. Water seeps below the surface of the concrete, becoming trapped underneath. As this water freezes, it expands, pushing upwards on the surface of the concrete. Over time, this will cause the concrete's surface to chip, scale, or flake off, leaving an unsightly mess behind. Concrete can also spall due to Rock Salt forming sub-florescence. Spalling is not an issue for porcelain pavers.



MOLD

The porosity of natural stone, ceramic and concrete make it easy for mold and mildew to grow on the surface of the material. Although the mold can be removed, it is a form of maintenance that is constant for the life cycle of the product. Sealers can be used, but must be re-used over time. Porcelain's low porosity (<0.05%) inhibits mold and mildew from growing on the surface of the tile, without any sealing at all.






STAINING

Stains can be extremely difficult to remove from any porous material. Oil in particular requires acids and mechanical action, which are incompatible with many limestones. There is a large industry in cleaning pavers for a good reason: they stain easily, and the stains are hard to remove. As the experts say, prevention is better than a cure, so why not use a porcelain paver that is impervious to stains?



INSTALLATION SYSTEMS


Traverse is an innovative and extremely versatile system thanks to five installation solutions: from the simple laying on grass or gravel to raised pedestal installation, all the way through to traditional adhesive installation onto a footing.



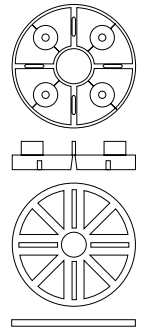
* For more information, technical specifications concerning raised laying and quotations, please contact your sales representative.

INSTALLATION ON RAISED PEDESTAL SYSTEM

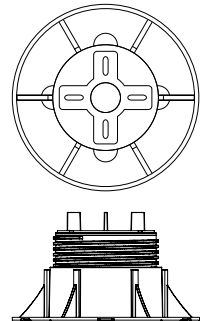
Elevated pedestals can be used in applications where access to wires, pipes or waterproofing beneath the floor is needed, in applications where the elevation varies, or in applications where height compensations are required. We can help provide technical specifications on projects of all sizes.



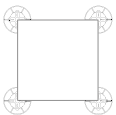
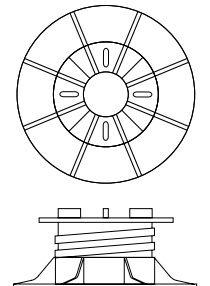
FIXED SUPPORT



ADJUSTABLE SUPPORT



SELF-LEVELING SUPPORT



24" x 24"
4 supports per tile



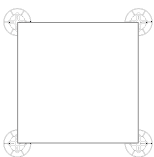
18" x 36"
6 supports per tile



12" x 48"
6 supports per tile



8" x 48"
6 supports per tile



36" x 36"
4 supports per tile

Specialty Tile is a Bison distributor, and carries their full line of pedestals and wood pavers. For more details visit www.bisonip.com/pedestals/



Innovative Products

Raised installations higher than 4" require a fiberglass mesh to be applied to the back of each piece. Raised installations higher than 8" require a galvanized steel plate to be applied to the back of each piece. Contact your local sales representative for more information.

PENNSYLVANIA

THE NEW BLUESTONE





Suitable for the following:

- PATIOS
- POOL DECKS
- TERRACES
- WALKWAYS
- STAIRS & STEPS
- DRIVEWAYS



Full Color Cleft Pattern




TrueBlue Thermal Pattern

AVAILABLE SIZES

THICKNESS: 2cm



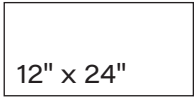
24" x 24"



24" x 48"



12" x 48"



12" x 24"



12" x 12"

TECHNICAL DATA

D.C.O.F
WET | DRY
> 0.60
BOT 3000

WATER
ABSORPTION
< 0.1%
ISO 10545-3

CHEMICAL
RESISTANCE
UA ULA UHA
ISO 10545-13

STAIN
RESISTANCE
5
ISO 10545-14

ABRASION
RESISTANCE
139 mm²
ISO 10545-12


POPA 2.0



STONE LOOKS



Moonstone




Creamstone

OCEAN STONE



White Cool



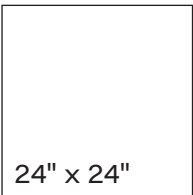
Black



Tan

AVAILABLE SIZES

THICKNESS: 2cm



TECHNICAL DATA

D.C.O.F WET DRY > 0.60 BOT 3000	WATER ABSORPTION < 0.1% ISO 10545-3	CHEMICAL RESISTANCE UA ULA UHA ISO 10545-13	STAIN RESISTANCE 5 ISO 10545-14	ABRASION RESISTANCE 139 mm² ISO 10545-12
--	--	---	---	---

POPA 2.0



QUARTZITE



Crystal White



Sandy Island

ICON TAVERTINE



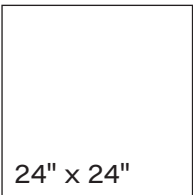
Pearl



River

AVAILABLE SIZES

THICKNESS: 2cm



TECHNICAL DATA

<p>D.C.O.F WET DRY</p> <p>> 0.60</p> <p>BOT 3000</p>	<p>WATER ABSORPTION</p> <p>< 0.1%</p> <p>ISO 10545-3</p>	<p>CHEMICAL RESISTANCE</p> <p>UA ULA UHA</p> <p>ISO 10545-13</p>	<p>STAIN RESISTANCE</p> <p>5</p> <p>ISO 10545-14</p>	<p>ABRASION RESISTANCE</p> <p>139 mm²</p> <p>ISO 10545-12</p>
--	--	---	---	---

POPA 2.0



TIMBER WOOD



Teak



Ipe

TEX WOOD



Grey



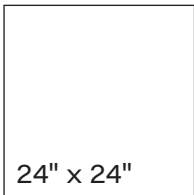
Brown



Ivory

AVAILABLE SIZES

THICKNESS: 2cm



TECHNICAL DATA


D.C.O.F WET DRY > 0.60 BOT 3000	WATER ABSORPTION < 0.1% ISO 10545-3	CHEMICAL RESISTANCE UA ULA UHA ISO 10545-13	STAIN RESISTANCE 5 ISO 10545-14	ABRASION RESISTANCE 139 mm² ISO 10545-12
--	--	---	---	---

EARTH






Manhattan Grey




Multicolor




Moon White



Miami White



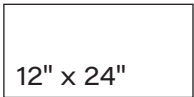
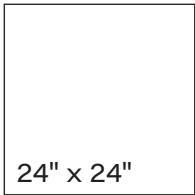
Light Grey



Dark Grey

AVAILABLE SIZES

THICKNESS: 2cm



TECHNICAL DATA

V3-V4

D.C.O.F
WET | DRY
> 0.60
ANSI A 137.1

WATER
ABSORPTION
≤ 0.5%
ASTM C373

CHEMICAL
RESISTANCE
NOT AFFECTED
ASTM C650

FROST
RESISTANCE
RESISTANT
ASTM C1026

BREAKING
STRENGTH
≥ 3000 LBF
ASTM C1027

PARQUET






White



Grey



Honey

AVAILABLE SIZES

THICKNESS: 2cm

12" x 48"

TECHNICAL DATA

V3D.C.O.F
WET | DRY**> 0.60**

ANSI A 137.1

WATER
ABSORPTION**≤ 0.5%**

ASTM C373

CHEMICAL
RESISTANCE**NOT AFFECTED**


ASTM C650

FROST
RESISTANCE**RESISTANT**

ASTM C1026

BREAKING
STRENGTH**≥ 3000 LBF**

ASTM C1027





Titanium White

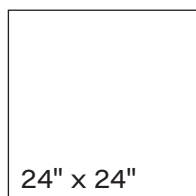


Coventry Gray



Storm Gray

AVAILABLE SIZES

THICKNESS: 2cm

TECHNICAL DATA

D.C.O.F
WET | DRY**> 0.60**

ANSI A 137.1

WATER
ABSORPTION**≤ 0.5%**

ASTM C373

CHEMICAL
RESISTANCE**NOT AFFECTED**

ASTM C650

FROST
RESISTANCE**RESISTANT**

ASTM C1026

BREAKING
STRENGTH**≥ 3000 LBF**

ASTM C1027

QUARTZ






Extra White

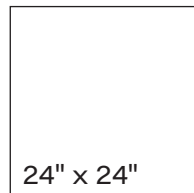



White



Grey

AVAILABLE SIZES

THICKNESS: 2cm

TECHNICAL DATA

D.C.O.F
WET | DRY**> 0.60**

ANSI A 137.1

WATER
ABSORPTION**≤ 0.5%**

ASTM C373

CHEMICAL
RESISTANCE**NOT AFFECTED**

ASTM C650

FROST
RESISTANCE**RESISTANT**

ASTM C1026

BREAKING
STRENGTH**≥ 3000 LBF**

ASTM C1027

www.STPTILE.com