

COLORS




Malibù



Venice


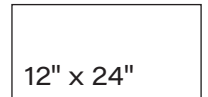
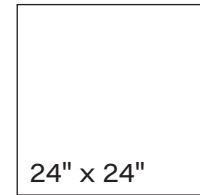



Laguna



Pacific

AVAILABLE SIZES



3" x 8"
Brick Mosaic



2" x 2"
Mosaic



2" x 24"
Stave

*Deco shown in Malibu.
Available in all colors.*

FINISH

MATTE RECTIFIED

THICKNESS

9mm

TRIM

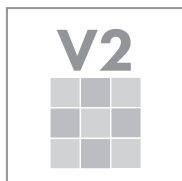
3" x 24" Bullnose
6" x 12" Covebase

INSTALLATION & MAINTENANCE

Recommended Grout Size - 1/8"

For regular cleaning, use a neutral liquid detergent with a soft sponge or microfiber cloth. Persistent stains can be removed with a slightly abrasive sponge; if necessary, use a specially formulated stain remover.

TECHNICAL DATA



D.C.O.F. WET
≥ 0.42
ANSI A 326.3

WATER ABSORPTION
≤ 0.5%
ASTM C373

CHEMICAL RESISTANCE
UNAFFECTED
ASTM C650

FROST RESISTANCE
NO DAMAGE
ASTM C1026

BREAKING STRENGTH
≥ 400 LBS
ASTM C648

MOHS HARDNESS
6
MOHS

