

COLORS



White



Grey



Sand



Taupe



Olive Grey

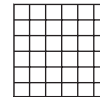


Black


AVAILABLE SIZES



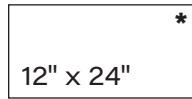
18" x 36"



2" x 2"
Mosaic



1" x 2"
Brick Mosaic



12" x 24"

*

*12" x 24" ONLY available in Matte Rectified Finish

FINISH

MATTE RECTIFIED
SEMI POLISHED RECTIFIED

THICKNESS

5/16"

TRIM

6" x 12" Cove Base
4" x 24" Bullnose

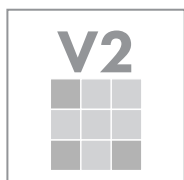
Trims & Mosaics only available in Matte Finish

INSTALLATION & MAINTENANCE

Recommended Grout Size - 1/8"

For regular cleaning, use a neutral liquid detergent with a soft sponge or microfiber cloth. Persistent stains can be removed with a slightly abrasive sponge; if necessary, use a specially formulated stain remover.

TECHNICAL DATA



D.C.O.F.
(MATTE)
≥ 0.42
ANSI A 137.1

WATER
ABSORPTION
≤ 0.1%
ASTM C373

CHEMICAL
RESISTANCE
CLASS A
ASTM C650

FROST
RESISTANCE
NO DAMAGE
ASTM C1026

BREAKING
STRENGTH
≥ 400 LBF
ASTM C648

ABRASION
RESISTANCE
4
ASTM C1027

DUNES

