




LOOKBOOK

WWW.STPTILE.COM
V224



FOUNDATIONAL COLOR ANALYSIS

RAW EARTH TONES AND NATURAL DYES ARE THE DRIVERS FOR THIS COLOR PALETTE. INSPIRATION IS DERIVED FROM ORGANICS USED TO MAKE COLORED TEXTILES LIKE WILD BERRIES, MUSTARD SEED, AND HENNAS AND COMPACTED SANDS AND SOILS USED IN ANCIENT ARCHITECTURE.



This is a quietly expressive palette with with warm, desaturated hues. The desire for sustainability drives these colors as they evoke feelings of permanence: spaces are designed to outlast all of us and feel like one with planet Earth.

This palette also features a soft charcoal reminiscent of soot, and warm adobe-like browns and taupes.



SABBIA




PISÉ SABBIA



LIMO



PISÉ LIMO



ARGILLA



PISÉ MÉLANGE



GHIAIA



PISÉ GHIAIA

COMPATTA



LIMO FLOOR 48" X 48"

PISÉ MÉLANGE WALL 24" X 48"




PISE LIMO WALL 48" X 111" | GHIAIA FLOOR 48" X 48"

VISIT OUR WEBSITE TO
VIEW THE COMPLETE LINE






ARGILLA FLOOR 48" X 95"
PISÉ SABBIA WALL 48" X 111"
MÉLANGE INSERT 3D MOSAIC WALL 12" X 12"



SABBIA 48" X 95"




SABBIA FLOOR 48" X 95"

SABBIA- ARGILLA INSERT 3D MOSIAC WALL 12" X 12"


PISÉ SABBIA HEADBOARD 48" X 111"

INSPIRED BY ANCIENT CONSTRUCTION TECHNIQUES, THIS LINE PAYS HOMAGE TO ANCIENT RAMMED EARTH CONSTRUCTION TECHNIQUES OF IMPACTED SANDS AND SOILS. The natural decorative effect of the layers of raw earth are reminiscent of rural African homes dating back to 800 BCE. The shapes and curves create a marriage between modernism and brutalism, making this line feel highly architectural juxtaposed with a primitive nature.


PLIMATECH



PLIMAWHITE



PLIMABEIGE



PLIMAGRAY



plimawhite/01 matte 120x240 4 mm x 14 mm

PLIMAWHITE 01 WALL 48" X 95"



PLIMAWHITE 02 HIVE MOSAIC 12" X 14"

VISIT OUR WEBSITE TO
VIEW THE COMPLETE LINE





PLIMABEIGE 01 WALL 48" X 111" | **PLIMABEIGE 02** FLOOR 48" X 48"

**PLIMA GRANITE WAS FIRST DISCOVERED BY A CURIOUS LOCAL
BUSINESSMAN IN THE 1980S, WHO HAD A LARGE BOULDER CUT
FROM THE BANKS OF THE PLIMA STREAM.**



PLIMAGRAY 02 48" X 48"



PLIMAWHITE 01 48" X 111"

Plimatech is a tactile granite visual with varying levels of mica and mineral deposits. The design is inspired by quarried stone adorning the same Plima name from the Martell Valley in the Alto Adige region. In this cross section, the stone was revealed to have distinctive crystalline formations, unique light-dark mottling, and a glittering blue-grey hue, reimagined as a porcelain collection.

BIOTECH



CREMA STONE



STONEWOOD



LAPIS GREIGE



SERIZZO STONE



SOAP STONE



CREMA STONE 48" X 48"



CREMA STONE 48" X 48"

VISIT OUR WEBSITE TO
VIEW THE COMPLETE LINE





STONEWOOD 48" X 95"



LAPIS GREIGE 48" X 48"




SERIZZO STONE OUTDOOR PAVER 48" X 48"




SOAP STONE 48" X 95"

BIOTECH IS A COLLECTION AT THE FOREFRONT OF SUSTAINABLE ARCHITECTURE, MANUFACTURED USING INNOVATIVE TECHNOLOGIES FOR THE HIGHEST STANDARDS OF TECHNICAL AND AESTHETIC PERFORMANCE. This line focuses on five different stone motifs that cover a wide range of looks within contemporary organic architecture. Categorized as a Carbon Neutral surface, Biotech checks all of the boxes for the specifier looking to achieve a high end natural stone look while being environmentally conscious.


DIJON




COUCHES



COMMARIN




ROCHEPOT



BAZOCHES



CORMATIN



COUCHES FLOOR 24" X 24"

COUCHES WALL 24" X 48"



ROCHEPOT HEXAGON MOSAIC 12" X 15 3/4"

VISIT OUR WEBSITE TO
VIEW THE COMPLETE LINE





CORMATIN SOAP MOSAIC 15" X 15 ¾"





COMMARIN 24" X 48"



BAZOUCHES 24\"X 24"


DIJON IS A NEW PORCELAIN LINE MODELED AFTER PIERRE DE BOURGOGNE STONE FLOORING, A FRENCH LIMESTONE DATING BACK TO THE 15TH CENTURY FROM THE BOURDEAUX REGION OF FRANCE. Most notably, specifiers can achieve a traditional Versailles pattern from this collection using either the pre-packaged Fontainebleau sku that adorns an irregular chiseled edge, or with the individual, rectified sizes available heritage of the ceramic arts being crafted in Italy.



PERLA BASE



AGATA BASE




SMERALDO BASE




ACQUAMARINA
BASE



PERLA DECO



AGATA DECO




SMERALDO
DECO



ACQUAMARINA
DECO

RONDO



PERLA DECO 4" X 4"



AGATA DECO 4" X 4" | AGATA BASE 4" X 4"

VISIT OUR WEBSITE TO
VIEW THE COMPLETE LINE





ACQUAMARINA DECO 4"X 4"

THIS GLAZED DOUBLE-FIRED PRESSED CERAMIC IS MADE IN ITALY AND HAS A SUBTLE CRACKLED FINISH. THE ETYMOLOGY OF 'RONDO' IS TRACED TO THE ITALIAN FORM OF THE FRENCH RONDEAU, WHICH MEANS "A LITTLE ROUND".



SMERALDO DECO 4" X 4"

Rondo form is a piece of music where the musical material stated at the beginning of the piece keeps returning- just like a circle. It was this musical theme that inspired the designers for this collection.



NEVE



CARMINIO



FUMO



ARANCIO



CENERE



CORDA



TERRACOTTA



AVIO



BORGOGNA



MENTA



PETROLIO



SENAPE

RETINA




SENAPE 48" X 110"



TERRACOTTA FLOOR | **LINAE DECO** WALL 24" X 48"

VISIT OUR WEBSITE TO
VIEW THE COMPLETE LINE





NEVE 48" X 48"



BORGOGNA 48" X 110"



NEVE & CENERE 2" x 48"



COTTO CERATO OPACO 8"X 12"

RETINA IS A SOLID COLOR, SUBTLY TEXTURED PORCELAIN LINE.

With an increasing demand for large format tiles in a wider spectrum of colors, Retina answers the call with slab sizes up to 48x110. This line is perfect for color drenching spaces while also creating a natural touch.


TUBES



BIANCO FLAT 3" X 10" | BLU 3D 3" X 10"



**BIANCO FLAT 3" X 10"
BIANCO 3D 3" X 10"**



BEIGE FLAT




ARANCIO FLAT



NERO FLAT



BIANCO FLAT



VERDE FLAT



BLU FLAT



BEIGE FLAT & BEIGE 3D 3" X 10" | ARANCIO FLAT & ARANCIO 3D 3" X 10"



BEIGE 3D



ARANCIO 3D



NERO 3D



BIANCO 3D



VERDE 3D



BLU 3D

VISIT OUR WEBSITE TO
VIEW THE COMPLETE LINE





ORIGINALLY INSPIRED BY ROMAN AND GREEK PILLARS, FLUTED TILE HAS TAKEN THE DESIGN WORLD BY STORM AND THIS FRESH INTERPRETATION ANSWERS THE CALL TO A NEW POST MODERN ERA AND EMBRACES THE UNCONVENTIONAL.



BIANCO FLAT & BIANCO 3D 3" X 10" | BEIGE FLAT & BEIGE 3D 3" X 10" | NERO 3D 3" X 10"



OSO



OSTRICA



CENERE



AURORA



CONCHIGLIA



RUSCELLO



NOCCIOLA




ANTRACITE

PASTELLI



CONCHIGLIA MOSAIC 1" X 1"



OSTRICA MOSAIC 1" X 1" | OSSO ½" X 1 ½"

VISIT OUR WEBSITE TO
VIEW THE COMPLETE LINE





RUSCELLO ½" X ½" & ½" X 1½" MOSAIC



AURORA 1" X 1" MOSAIC



ANTRACITE $\frac{1}{2}$ " X $1\frac{1}{2}$ " MOSAIC | CENERE $\frac{1}{2}$ " X $1\frac{1}{2}$ " MOSAIC

APPIANI PASTELLI IS A NEW UNGLAZED THROUGHBODY MOSAIC PROGRAM.

Suitable for almost any application, these mosaics can be placed indoor, outdoor, submerged, and along curved walls. Because of its Bioshield+ technology, Pastelli has anti-stain and anti-moulding properties.

REVES



PERLE



BLEU



NOISETTE



ROSE



CHOCO



JADE



ROSE FLOOR 32" X 71"

ROSE & PERLE WALL 48" X 111"




BLEU 48" X 111" | 24" X 48"

VISIT OUR WEBSITE TO
VIEW THE COMPLETE LINE





JADE FLOOR 48" X 48"
PERLE WALL 48" X 111"





CHOCO 32" X 71" NOISETTE 48"X 11"



THE RICH MOVEMENT AND HUES OF THE REVES COLLECTION DEFINE CONTEMPORARY ELEGANCE. INSPIRATION WAS DRAWN FROM THE ANCIENT AND REFINED BEAUTY OF TUSCAN ALABASTERS OF VOLTERRA.

Like a sculpture that's been delicately carved out of the gypsum material, Reves becomes the silent protagonist on projects: one of a kind, sensual, and serene. Nestled in the serene town of Sarnico, the Pievani villa features an unparalleled view of the southern end of Lake Iseo becoming a point of confluence of nature's majesty and human design.

WWW.STPTILE.COM

