




# 3D WALL



Blade



Diamond



Dune



Wave




Ribbon




Wind



Angle



Kite




Mesh



Plot



Stars



Flash




Ultra Blade




Flows




Line



White



Sand



Night





# 3D WALL



STYLE	COLORS	16"x32"	20"x44"	12"x22"
Angle	WM	•		
Blade	WM	•		
Diamond	WM N	•		
Dune	WM SA	•		
Flash	WM N	•		
Flows	WM		•	
Kite	WM		•	
Line	WM		•	•
Mesh	WM	•		
Plot	WM		•	
Ribbon	WM SA	•		
Solid	WM SA N	•	• (WM + WG)	
Ultra Blade	WM WG		•	• (WM)
Wave	WM	•		•

**DECO & TRIM:** 3/8 x 7 7/8" Pencil Liner

WM White Matte   WG White Glossy   SA Sand Matte   N Night Matte

## TECHNICAL SPECIFICATIONS

<b>V1</b> 	WATER ABSORPTION	CHEMICAL RESISTANCE	BREAKING STRENGTH
	< 10% EB ≤ 20%	<b>GA, GLA, GHA</b>	<b>≥ 600 N</b>
	ISO 10545-3	ISO 10545-13	ISO 10545-4