

COLORS



Bianco



Beige




Pewter




Taupe



Marrone


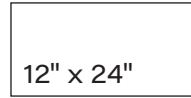
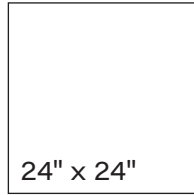


Anthracite




Nero

AVAILABLE SIZES



12" x 18" Dunes
Linear Mosaic Blend



12" x 18" Forest
Linear Mosaic Blend



12" x 18" Midnight
Linear Mosaic Blend

Mosaic only available in Matte Finish

FINISH

MATTE RECTIFIED
POLISHED RECTIFIED

THICKNESS

3/8"

TRIM

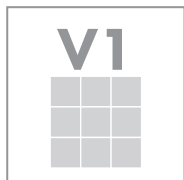
3" x 12" Bullnose
6" x 12" Cove Base

INSTALLATION & MAINTENANCE

Recommended Grout Size - 1/8"

For regular cleaning, use a neutral liquid detergent with a soft sponge or microfiber cloth. Persistent stains can be removed with a slightly abrasive sponge; if necessary, use a specially formulated stain remover.

TECHNICAL DATA



D.C.O.F.
WET (MATTE)
≥ 0.42
ANSI B 101.3

WATER
ABSORPTION
≤ 0.5%
ISO 10545-3

CHEMICAL
RESISTANCE
CLASS A-B
ISO 10545-13

FROST
RESISTANCE
RESISTANT
ISO 10545-12

BREAKING
STRENGTH
≥ 500 LBF
ISO 10545-4

ABRASION
RESISTANCE
102-117mm²
ISO 10545-6



SURFACE

