

COLORS



White



Grey



Sand



Taupe


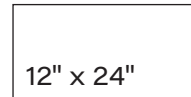


Olive Grey




Black

AVAILABLE SIZES



2" x 2"
Mosaic



1" x 2"
Brick Mosaic

FINISH

MATTE RECTIFIED
SEMI POLISHED RECTIFIED*

** Semi Polished Rectified Finish is available for orders of 4000 SF or more.*

THICKNESS

5/16"

TRIM

6" x 12" Cove Base
4" x 24" Bullnose

Trims & Mosaics only available in Matte Finish

INSTALLATION & MAINTENANCE

Recommended Grout Size - 1/8"

For regular cleaning, use a neutral liquid detergent with a soft sponge or microfiber cloth. Persistent stains can be removed with a slightly abrasive sponge; if necessary, use a specially formulated stain remover.

TECHNICAL DATA

	<p>D.C.O.F. (MATTE) ≥ 0.42 ANSI A 137.1</p>	<p>WATER ABSORPTION ≤ 0.1% ASTM C373</p>	<p>CHEMICAL RESISTANCE CLASS A ASTM C650</p>	<p>FROST RESISTANCE NO DAMAGE ASTM C1026</p>	<p>BREAKING STRENGTH ≥ 400 LBF ASTM C648</p>	<p>ABRASION RESISTANCE 4 ASTM C1027</p>
--	--	---	---	---	---	--

DUNES

