



SHADES



PORCELAIN TILE

COLORS



Noon



24" x 24" Wash



Dawn




24" x 24" Wash



Dusk




24" x 24" Wash



Evening



24" x 24" Wash



Night



24" x 24" Wash

DECO



12" x 24" Wash



12" x 24" Net



12" x 24" Mesh




7" x 8" Blot



7" x 8" Hexagon



12" x 24" Wash



12" x 24" Net



12" x 24" Mesh




7" x 8" Blot




7" x 8" Hexagon



12" x 24" Wash



12" x 24" Net



12" x 24" Mesh




7" x 8" Blot




7" x 8" Hexagon



12" x 24" Wash



12" x 24" Net




12" x 24" Mesh




7" x 8" Blot




7" x 8" Hexagon



12" x 24" Wash



12" x 24" Net



12" x 24" Mesh

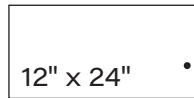

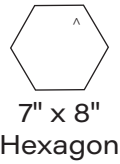
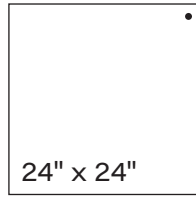
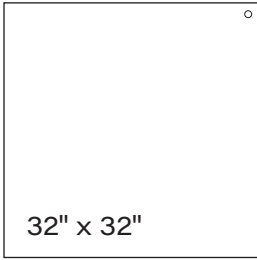


7" x 8" Blot



7" x 8" Hexagon

AVAILABLE SIZES



◦Thickness: 10.5mm
•Thickness: 9.5mm
^Thickness: 8.5mm

FINISH

MATTE RECTIFIED

THICKNESS

8.5mm | 9.5mm | 10.5mm

TRIM

2 ½" x 47 ⅛" Bullnose
3 ⅛" x 31 ½" Bullnose
1 ¾" x 24" Bullnose
2" x 24" Stair Tread
12" x 48" Stair Tread

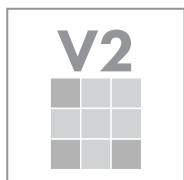
INSTALLATION & MAINTENANCE

Recommended Grout Size - 1/8"

For regular cleaning, use a neutral liquid detergent with a soft sponge or microfiber cloth. Persistent stains can be removed with a slightly abrasive sponge; if necessary, use a specially formulated stain remover.



TECHNICAL DATA



D.C.O.F.
WET

> 0.42

ANSI 137.1

WATER
ABSORPTION

≤ 0.5%

ISO 10545-3

CHEMICAL
RESISTANCE

RESISTANT

ISO 10545-13

FROST
RESISTANCE

RESISTANT

ISO 10545-12

BREAKING
STRENGTH

≥ 35N/mm²

ISO 10545-4

