



**COLORS**




White



Beige



Light Gray



Medium Gray



White Speck


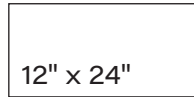
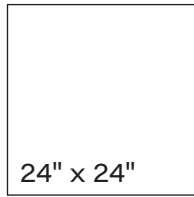


Light Gray Speck



Medium Gray Speck

**AVAILABLE SIZES**



12" x 12" Sheet 3D Cube - Available in Solid Colors Only

**FINISH**

MATTE RECTIFIED  
LIGHT-POLISHED RECTIFIED

**THICKNESS**

8 mm

**TRIM**

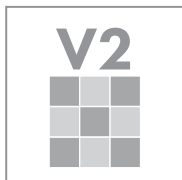
3" x 24" Bullnose  
6" x 12" Cove Base  
1" x 6" Cove Base Outcorner

**INSTALLATION & MAINTENANCE**

Recommended Grout Size - 1/8"

For regular cleaning, use a neutral liquid detergent with a soft sponge or microfiber cloth. Persistent stains can be removed with a slightly abrasive sponge; if necessary, use a specially formulated stain remover.

**TECHNICAL DATA**



D.C.O.F. WET (INTERIOR)
<b>≥ 0.42</b>
ANSI A137.1

D.C.O.F. WET (EXTERIOR)
<b>≥ 0.60</b>
ANSI A137.1

WATER ABSORPTION
<b>&lt; 0.5%</b>
ASTM C373

CHEMICAL RESISTANCE
<b>RESISTANT</b>
ASTM C650

BREAKING STRENGTH
<b>&gt; 275 LBS</b>
ASTM C648

SCRATCH HARDNESS
<b>8.0</b>
MOHS

HOPPAR

